

## CARDIOLOGY DEPARTMENT

Centro Hospitalar Lisboa Norte, EPE – CHLN  
Lisbon Academic Medical Centre – CAML

# RESEARCH PROJECTS

## 2015

Head of Department:

Professor Fausto Pinto

Lisbon, 03 Mar 2016

**Produced by:**



**Cardiovascular Research Support Department, AIDFM**

**Scientific Director:** Professor Fausto Pinto, MD, PhD, FESC, FACC, FSCAI, FASE

**Scientific Coordinator:** Inês Zimbarra Cabrita, PhD

**Database & Reports Management:** Raquel Pires, PhD

## TABLE OF CONTENTS

Research Projects 2015: Summary.....	2
Initiation date.....	2
New & Ongoing Studies: Type of Study.....	3
Clinical Trials and Clinical Studies: Study Status.....	4
Clinical Trials and Clinical Studies: Cardiology Department Unit .....	5
Clinical Trials and Clinical Studies: Included Patients .....	6

## RESEARCH PROJECTS 2015

### SUMMARY

During 2015, the Cardiology Department was involved in **109 research projects**: 25 were activated during 2015 and 84 were initiated before and remained live during 2015. Other 12 collaborations were established, and the respective research projects are waiting funding.

Among the **109 ongoing projects**, 35% were Clinical Studies<sup>1</sup>, 32% were Investigator-Initiated Studies, 26% were Clinical Trials, and 7% were Collaborations with external scientific institutions.

Among the **25 new studies**, 52% were Clinical Trials, 28% were Clinical Studies, 12% were Collaborations with external scientific institutions and 8% were Investigator-Initiated studies.

Among **all Clinical Trials and Clinical Studies**, at the end of 2015 38% were in recruitment, 35% were in setup, 16% were in follow-up, 8% were closed and 3% were in close out. Thirty five percent were developed in the Interventional Cardiology Unit, 29% in the Electrophysiology and Cardiac Pacing Unit, 19% in the Inpatient Care Unit, 10% in the Outpatient Care Unit, 5% in the Intensive Coronary Care Unit (UTIC), and 2% in the Non-Invasive Techniques Unit. The majority of **Clinical Trials** were developed in the Inpatient Care Unit (37%) and in the Interventional Cardiology Unit (30%).

Beyond the participation in a large number of research projects funded by industry, during 2015 the Department also continued to integrate partnerships with **33 international Academic Institutions and Scientific Societies**. Four FCT funded projects were also active during this year (successful applications to IC&DT 2012, 2013 and 2014), and for the first time the Department also integrated international research projects funded by Horizon 2020.

### INITIATION DATE

**Table 1.** Research projects ongoing during 2015

Initiation date	Frequency
Continued in 2015	84
Initiated in 2015	25
<b>Total</b>	<b>109</b>

Sources of data: GAIC data bases.

<sup>1</sup> Clinical Studies designation includes both Interventional and Non-Interventional Studies

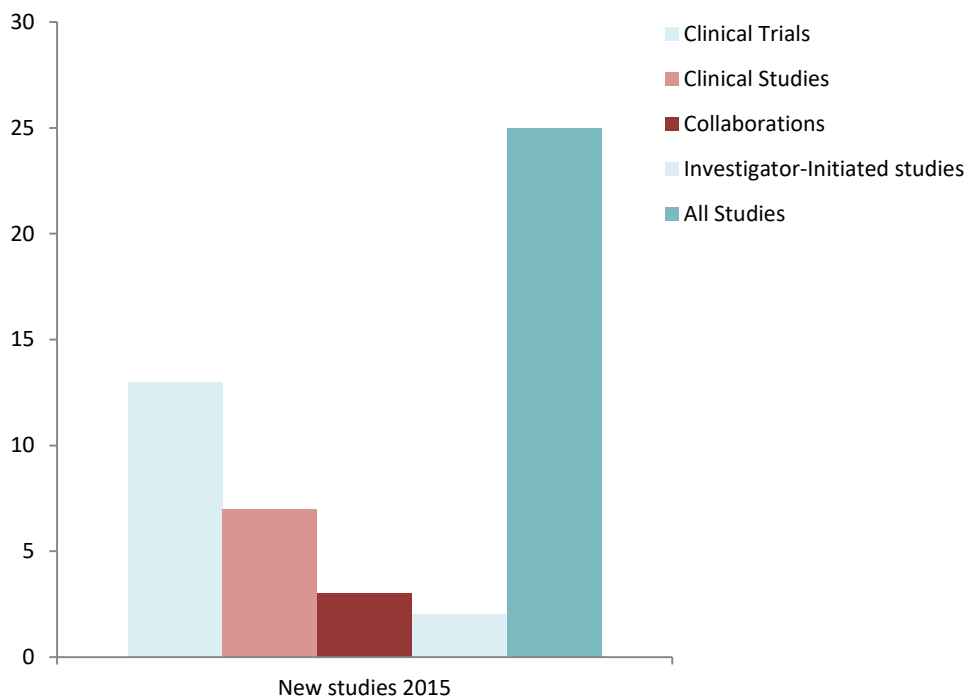
## NEW & ONGOING STUDIES: TYPE OF STUDY

**Table 2.** New and Ongoing research projects, by type

Year	Clinical Trials	Clinical Studies	Collaborations	Investigator - Initiated studies	Total
Initiated in 2015	13	7	3	2	25
Ongoing during 2015	28	38	8	35	109

Sources of data: GAIC data bases.

**Figure 1.** New research projects, by type of study



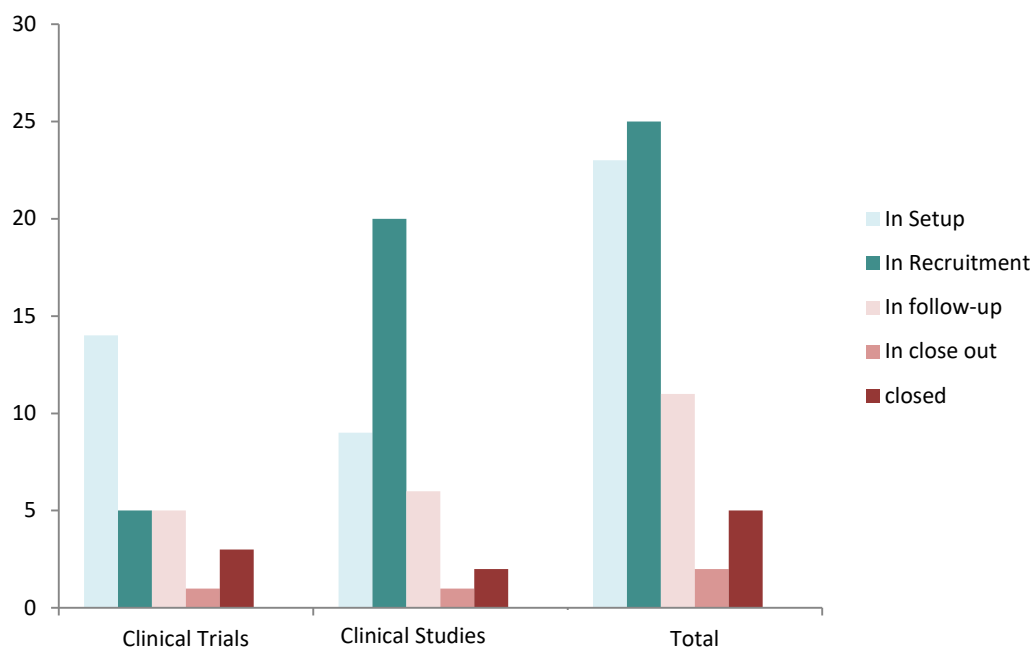
## CLINICAL TRIALS AND CLINICAL STUDIES: STUDY STATUS

**Table 3.** Clinical trials and Clinical Studies, by study status at the end of 2015

Type of Study	In Setup	In Recruitment	In follow-up	In close out	Closed	Total
Clinical Trials	14	5	5	1	3	28
Clinica Studies	9	20	6	1	2	38
<b>Total</b>	<b>23</b>	<b>25</b>	<b>11</b>	<b>2</b>	<b>5</b>	<b>66</b>

Sources of data: GAIC data bases.

**Figure 2.** Clinical trials and Clinical Studies, by study status at the end of 2015



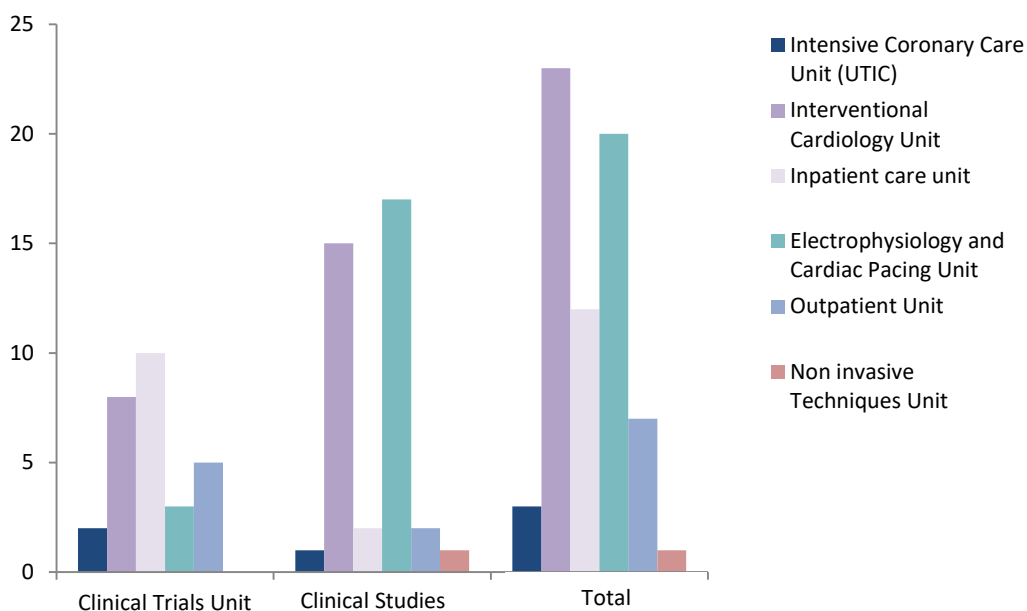
## CLINICAL TRIALS AND CLINICAL STUDIES: CARDIOLOGY DEPARTMENT UNIT

**Table 4.** Clinical trials and Clinical Studies, by Cardiology Department Unit

Type of Study	Intensive Coronary Care Unit	Interventional Cardiology Unit	Inpatient Care Unit	Electrophysiology and Cardiac Pacing Unit	Outpatient Care Unit	Non- invasive Techniques Unit	Total
Clinical Trials	2	8	10	3	5	0	28
Clinical Studies	1	15	2	17	2	1	38
<b>Total</b>	<b>3</b>	<b>23</b>	<b>12</b>	<b>20</b>	<b>7</b>	<b>1</b>	<b>66</b>

Sources of data: GAIC data bases.

**Figure 3.** Clinical trials and Clinical Studies, by Cardiology Department Unit



## CLINICAL TRIALS AND CLINICAL STUDIES: INCLUDED PATIENTS

**Table 5.** Patients included in Clinical Trials and Clinical Studies

---

	Frequency
Until today	854
Studies ongoing during 2015	792
<b>Inclusions planned to achieve 2016 goals</b>	<b>689</b>

Sources of data: GAIC data bases.